


SPLIT



SPOOLS



- ★ FOR HANDLING UNSPOOLED FILM.
- ★ IDEAL WHEN NOT USING "PREMIER" REWINDERS FITTED WITH SPOOLING ON/OFF PLATES.

The "PREMIER" Split Spool is indispensable for spooling up programmes when the new "PREMIER" Spooling On/Off Plate is not being used. Film arriving directly from the Renters can be immediately put on to the Split Spool, as can be seen from the illustration, and then wound on to a projector spool. At the end of the run the reverse process is carried out, and the film replaced in the can for return to the Renter. Brass Adaptors are available to take the Kodak Plastic Bobbins, these lock to the female side of the Spool by means of a grub screw. The two cheeks of this Spool run independently of each other: they do not lock together.

Split Spools can be supplied with $\frac{1}{16}$ ", $\frac{3}{8}$ ", 9 m/m or $\frac{1}{2}$ " bores, and are available in the following diameters:—

SPOOL DIAMETER.	STEEL CHEEKS.	ALUMINIUM.
13 $\frac{3}{4}$ "	32/6 each	—
15"	36/- "	45/- each
17"	—	70/- "
22"	—	100/- "

Brass Adaptors 5/6 each


1,000' SPOOL

This Split Spool is an entirely new "PREMIER" product. It is a Locking Spool; both cheeks revolve together. The brass centre has been designed to take Positive Plastic Bobbins. The two cheeks are of anodised aluminium. This Spool is only available with 10" diameter cheeks, and can only be supplied to fit $\frac{1}{8}$ " spindles.

Other size diameter cheeks can be specially quoted for. This Spool is particularly suitable in Cutting Rooms.

In use the film, which is wound on a plastic bobbin, is put on to one side of the Spool, the other then being put into position, and locked. The film is then ready to be handled without any fear of damage.

£1 17 6 each.



- ★ FOR CUTTING AND EDITING ROOMS.
- ★ SPECIAL LOCKING DEVICE.

"PREMIER" also manufacture STORAGE CABINETS FOR SPOOLS.

77

77



FILM SPOOLS

(35 m.m.)

FILM



SPOOLS

“PREMIER SPOOLS” with the Patented 5” diameter hub are not only well-known throughout the Film Industry, but are extensively used. Extremely rigid and strongly constructed they are made for years of service. They conform to the B.S.S. Specification 1587/1949.

The advantage that this Spool has over other spools is the easy replacement of the centre bush. As can be seen from the illustration at the bottom of the opposite page, the hub consists of two parts namely, the main casting, and the steel centre bush. This bush which suffers the most wear is easily removed by merely undoing the four screws which secure the cheek to the hub, and then carefully knocking the bush out of the hub. This means that when the bush becomes worn **only** the bush need be replaced. Also should a new projector with different size spindles be installed all that need be done to adapt the spools is to interchange the steel bushes.

“PREMIER” Spools can be supplied with either zinc/alloy diecast hubs, or plastic hubs, both of which are non-magnetic, the plastic hub having the advantage of being lighter in weight.

As can be seen from the table below “PREMIER” Spools are available in four diameters 13 $\frac{3}{4}$ ”, 15”, 17” and 22”, and as is also shown some are supplied with cheeks of non-magnetic aluminium, instead of steel. Steel cheeks are finished in black enamel and aluminium in grey.

PRICES


Spool Diameter	Steel Cheeks	Aluminium
13 $\frac{3}{4}$ ”	27/6 each	—
15”	30/- each	37/6 each
17”	—	60/- each
22”	—	80/- each

Extra Steel Bushes 4/6 each

When ordering please state the following :-

- (1) Size of Projector Spindles. ($\frac{5}{16}$ ”, $\frac{3}{8}$ ”, $\frac{1}{2}$ ” or 9 m.m.)
- (2) Whether Plastic or Metal Hubs are required.
- (3) Whether Steel or Aluminium Cheeks are required.

- ★ RIGID & HARDWEARING.
- ★ STEEL or NON-MAGNETIC ALUMINIUM CHEEKS.
- ★ METAL or PLASTIC HUBS.
- ★ EASY REPLACEMENT OF WORN CENTRES.



APPROXIMATE FILM CAPACITY OF SPOOLS.

13 $\frac{3}{4}$ ” diameter	1,700 feet.
15”	2,000 ,,
17”	3,000 ,,
22”	5,000 ,,



ILLUSTRATION OF
THE PREMIER
PATENTED SPOOL
CENTRE