





## Information Sheet

# 2001 TYPE -WESTAR PROJECTOR



The Westar 35 m.m. Projector was first introduced by Westrex in 1947. The steadiness of operation combined with easy access and simplicity of service made instant appeal, and today over 1,900 are installed in cinemas and projection rooms throughout the United Kingdom and abroad. After 14 years of constant usage the Westar Projector has more than proved its fundamental soundness of design and manufacture. The immediate accessibility of all working parts allows modifications or adaptations to be made on site, thus eliminating any necessity to return the Projector to the factory - this is especially appreciated by foreign users. The main drive shaft, vertical shaft and shutter shaft are all removable as complete units. All shaft assemblies are interchangeable with minimum loss of time. The gate is easily removable for cleaning and inspection. Intermittent oil cup and gauge are on operating side of mechanism. Only three points to lubricate - the grease sealed ball bearings are factory filled and require no additional lubrication.

## 2001 TYPE-WESTAR PROJECTOR



### DIMENSIONS

Overall height	16 $\frac{1}{2}$ in. (42cm)
Back to front	15 $\frac{1}{8}$ in. (38.4cm)
Side to side	14 11/16in. (37.3cm)
Weight	85lb (38.5kg)
Base to optical Centre	8 9/16in. (21.749cm)

### TYPES

Single shutter	2001-E
Double shutter	2001-F
Single shutter water cooled gate	2001-G
Double shutter " " "	2001-H

### ANAMORPH MOUNTING

A swing-away bracket is provided which will accept most types of cylindrical or prismatic anamorphs of British, Continental or American origin.

Bracket Assembly 32050-A with Anamorph Adapter, Cylindrical	LS09749
or Anamorph Adapter, Prismatic	92077
or Anamorph Adapter, Delrama	82588


### GEARS AND BEARINGS

Gears are made from high grade, low temperature hardening, tool steel and "Tufnol" laminated, synthetic resinoid material. The vertical and horizontal shafts run in ball races, they are grease packed and require no additional lubrication. Sprocket shafts are run in oil impregnated bearings and require an occasional drop of oil.

### INTERMITTENT ASSEMBLY

The design of this unit is conventional employing a maltese cross cam and pin. The assembly can be rapidly removed for inspection or service by loosening four screws. Replacement is equally simple.

## 2001 TYPE-WESTAR PROJECTOR



### INTERMITTENT ASSEMBLY (cont.)

The casing is of robust, close grain cast iron fitted with oil impregnated and low friction cast iron alloy bearings. The cam and striking pin are of dissimilar steel to minimise wear. The assembly runs in a sealed oil bath and an inspection window is provided to show the oil level. A simple adjusting device is incorporated to vary the cam-striking pin meshing.

### SPROCKETS

The sprockets each have 16 teeth and are suitable for standard and small perforations. Feed and holdback sprockets can be replaced with the machine in situ, the intermittent assembly is removed from the frame for this purpose. In order to ensure an accurate fit of the intermittent sprocket an identification on each sprocket is shown by one, two or three dots. When ordering replacements the number of dots on the fitted sprockets should be stated.

### CONTROLS

Focus, framing and shutter phasing controls are arranged in convenient positions on the main frame.

### LENS ACCOMMODATION

Projection lenses of British, Continental and American origin can be accommodated having fitting diameters of 2.062in. (52.5mm) 2.461in. (62.5mm) or 2.781in. (70.7mm) by using appropriate sleeves. It is not possible to list the many combinations of sleeves and pre-focus stop-rings due to the variations in primary focal lengths of lenses of different manufacturers. The type and focal lengths of lenses to be used should be stated when ordering projectors.



## 2001 TYPE-WESTAR PROJECTOR

### APERTURE PLATES

The 77498 aperture plate is provided for all purposes i.e. standard, wide screen and Cinemascope. This plate is of thin brass and a start hole, 0.650in. x 0.300in. (16.5mm x 7.6mm), is provided which can be opened up to any desired ratio within the limits of the scribed lines indicating maximum dimensions.

### WATER COOLING

The "G" and "H" type projectors are fitted with water cooling cells in place of the normal heat shield at the rear of the picture gate. A flow of 0.8 to 1.2 pints (0.5 to 0.7 litres) is required for correct operation. The supply can be obtained from the mains or a closed circuit system.

Where the main supply contains heavy lime deposits or other impurities we strongly recommend the use of a closed circuit system filled with distilled water.

### OPTICAL SPEED

The projector gate system is designed for use with an arc lamp having an optical speed of f.i.9.

### DRIVE ADAPTATION

Drive adaptation can be provided for many types of sound reproducer. Details are available for specific applications on request.

### CHANGE-OVER DEVICES

All models can be fitted with "Thide," "Zippa" or "Easifit" change-over controls.

The following ancillary equipment can also be supplied if required:

2003-C Sound Reproduction (see separate leaflet)  
Spools, Rewinders, Splicers, Lens, etc.

Westrex Company Limited  
152 Coles Green Road  
London NW2

TELEPHONE GLADSTONE 5401